

# NZPS INSTAGRAM POETRY COMPETITION

*Autumn 2018, Rules and Regulations*

## ENTRY INFORMATION

The competition is open to followers of our Instagram Page, residing in New Zealand. NZPS Financial Members are also eligible to enter.

To enter, tag @NZPoetrySociety in your Instagram poem's photo or caption

- You may either write poems as a caption with an accompanying image, or have the poem as part of the image. Graphic design software like GIMP and Canva can be used if you wish to do the latter - be creative!
- Please remember to ensure that your Instagram profile is public so that we can view your entry.
- Poems may be up to 40 lines, on any theme and not submitted or accepted for future publication. Poems and images must be previously unpublished.
- We classify poems and images appearing in online or print magazines/journals, in or out of New Zealand, as previously published. We also classify poems that have appeared on the publicly available website or blog of anyone other than the author as previously published. The image must be the copyright of the author.
- Entries must be in English and the number of entries allowed is unlimited.
- Entry constitutes acceptance of all terms and conditions.
- Entries open on 1 February 2018 and close on 10 April 2018 at 5pm.

## RESULTS

- Results will be published in our quarterly magazine and on our website and social media links.
- The winner will receive a Book Token, with their poem printed in the NZPS Magazine, *a fine line*.
- Where there is no clear winner, the NZPS committee reserves the right to extend the deadline or terminate any contest.





## PROMOTION

- Winners consent to the use of their poems for promotional purposes by the NZPS

including but not limited to our website, brochure, and magazine.

- Copyright for individual poems will remain with the poet, but copyright in any book produced by The New Zealand Poetry Society Inc will remain with the NZPS.

## HOW DO I POST A PHOTO? (FROM INSTAGRAM HELP)

1. Install the Instagram App on your phone and set up your account
2. Please ensure that your Instagram profile is public so that we can view your entry.
3. To upload a photo or take a new one, first tap  at the bottom of the screen:
  - To upload a photo from your phone's library, tap Library at the bottom of the screen and select the photo you'd like to share.
  - To take a new photo, tap Photo at the bottom of the screen then tap  .  
You can tap  to switch between front and rear-facing cameras and  to adjust flash.
4. Once you've taken or uploaded a photo, you can add effects or filters, a caption and your location before posting.
5. Tag @NZPoetrySociety your poem's photo or caption.
  - After you've selected a photo and added effects and filters, tap Tag People from the Share screen.
  - Tap on an area in the photo.
  - Start entering @NZPoetrySociety and select us from the dropdown menu. If you don't see the person you're looking for, tap Search to find us.
6. Post your photo!

Note: You can't take or upload photos from a desktop computer.